

G3 HAPTIC SYSTEM

Benefit from a robust and compact actuator form factor while retaining the same core architecture and software integration process that lifted D-BOX ahead of its competitors. This updated version of our renowned G3 system now comes with our ACM G3 FLEX that features a 120/230V switch for flexible power configurations.

PERFORMANCE UNDER MAXIMUM LOAD	250I / 250HD	400I / 400HD
MAXIMUM LIFTING CAPACITY PER ACTUATOR	250 lb / 114 kg	400 lb / 182 kg
HORIZONTAL LOAD	Translation on limited friction surfaces can be done on weights up to 3 times vertical lifting capacity.	
MAXIMUM STROKE	1.5 inch / 38.1 mm	
MAXIMUM VELOCITY	100 mm/s	
MAXIMUM ACCELERATION	+/- 1 g-force	
FREQUENCY RANGE	0-100 Hz	
OPERATING TEMPERATURE RANGE	0-40°C	
OPERATING HYGROMETRY	10 to 85% (free from condensing)	

Note: It is not recommended to connect your D-BOX system to a GFCI breaker type.

POWER REQUIREMENTS			AVERAGE POWER To be used for electric consumption	PEAK CURRENT To be used for breaker specification
120 V 50/60 HZ	250 lb	1 TO 2 ACTUATORS	213 W	3.75 A
		3 TO 4 ACTUATORS	426 W	7.5 A
	400 lb	1 TO 2 ACTUATORS	290 W	3.75 A
		3 TO 4 ACTUATORS	580 W	7.5 A
230 V 50/60 HZ	250 lb	1 TO 2 ACTUATORS	213 W	3.75 A
		3 TO 4 ACTUATORS	426 W	7.5 A
	400 lb	1 TO 2 ACTUATORS	310 W	3.75 A
		3 TO 4 ACTUATORS	620 W	7.5 A

SYSTEM OVERVIEW*

BRACKET OPTIONS



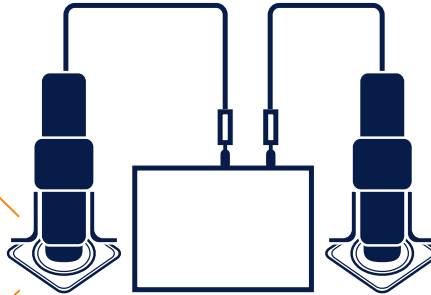
L Bracket
Available on I series only



U Bracket
Available on I series only




H Bracket
Available on HD series only



ENDING OPTIONS

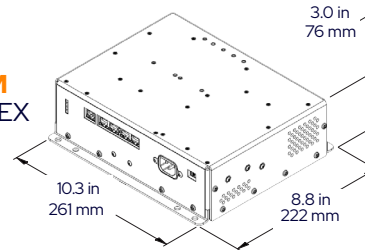


NON CAPTIVE ENDINGS



CAPTIVE ENDINGS

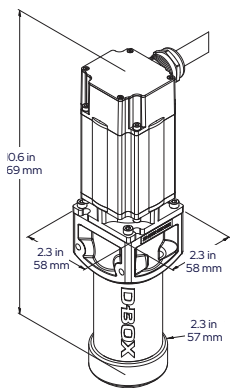
ACM G3 FLEX



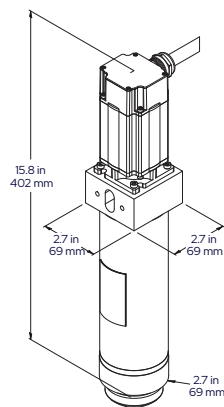
*Two actuator system

1.5" ACTUATOR FAMILY

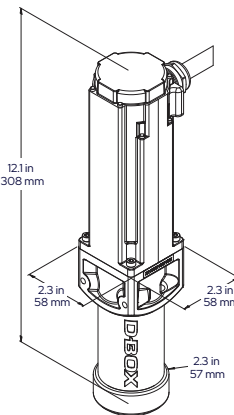
250 I



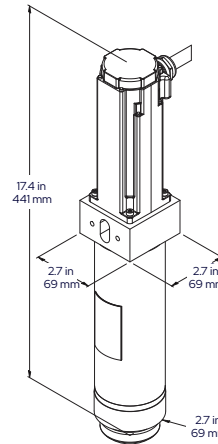
250 HD



400 I



400 HD



*HD refers to an actuator designed with a double nut ball screw for higher durability in high strain environment and extended periods of time.



© 2024 D-BOX Technologies. All Rights Reserved. Specifications are subject to change without notice. D-BOX is a registered trademark. All other brand or product names are trademarks of their respective owners. Product photos and pictures are for illustration purposes only and may differ from the real product's appearance.



246-914-0001-EN2 - November 2024